



**CBDC powered Smart PerFORrmanCe contractS for Efficiency, Sustainable,
Inclusive, Energy use**

D6.2 Website operational and promotional material

Report Identifier:	D6.2		
Work-package:	WP6	Task:	T6.2
Responsible Partner:	Social Open and Inclusive Innovation Non-Profit civil company (INCL)	Version Number:	1.0
Due Date	M3	Document Date	02/01/2023
Distribution Security:	PU/CO	Deliverable Type:	R
Keywords:	Website, communication, web portal, dissemination		
Project website: http://www.fortesie.eu/			



Quality Control

	Name	Organisation	Date
Editor	Christina Sianidou	INCL	23/12/2022
Peer review 1	Sonia García	CTIC	28/12/2022
Peer review 2	Dimitris Georgiou	EEFSHP	28/12/2022
Authorised by (Technical Coordinator)	Alkiviadis Giannakoulis	ED	13/12/2022
Authorised by (Quality Manager)	Kostas Panagopoulos	ED	23/12/2022
Submitted by (Project Coordinator)	Anastasia Garbi	ED	

Legal Disclaimer

FORTESIE is an EU project funded by the Horizon Europe (HORIZON) research and innovation programme under grant agreement No. 101080029. The information and views set out in this deliverable are those of the author(s) and do not necessarily reflect the official opinion of the European Union. The information in this document is provided “as is”, and no guarantee or warranty is given that the information is fit for any specific purpose. Neither the European Union institutions and bodies nor any person acting on their behalf may be held responsible for the use which may be made of the information contained therein. The FORTESIE Consortium members shall have no liability for damages of any kind including without limitation direct, special, indirect, or consequential damages that may result from the use of these materials subject to any liability which is mandatory due to applicable law.

Copyright notice

© Copyright by the FORTESIE Consortium

This document contains information that is protected by copyright. All Rights Reserved. No part of this work covered by copyright hereon may be reproduced or used in any form or by any means without the permission of the copyright holders.

Table of Contents

1	PROJECT OVERVIEW	6
2	THE FORTESIE WEBSITE	7
2.1	GENERAL INTRODUCTION	7
2.2	STRUCTURE.....	7
2.3	HOME PAGE.....	8
2.4	SECTIONS	11
3	SHORT TECHNICAL DESCRIPTION	13
3.1	DRUPAL MODULES DESCRIPTION	14
4	BROWSER COMPATIBILITY/ ANALYTICS.....	15
5	CONCLUSIONS.....	16

List of Figures

<u>FIGURE 1 STRUCTURE OF THE FORTESIE WEBSITE</u>	7
<u>FIGURE 2 FORTESIE WEBSITE HOME PAGE (1)</u>	10
<u>FIGURE 3 FORTESIE WEBSITE HOME PAGE (2)</u>	10
<u>FIGURE 4 FORTESIE WEBSITE ARCHITECTURE</u>	12
<u>FIGURE 5 ANALYTICS EXAMPLE SUMMARY ON FORTESIE WEBSITE</u>	14

Executive Summary

This deliverable documents the creation of the initial version of the project website. Moreover, it shows the specification and the technical development behind the FORTESIE website. The website will be updated during the project lifetime by INCL, to document progress and tailor the message to the various project phases. It will also be used for the project communication and dissemination and will promote the visibility of the project and its results. The prototype can be accessed under <http://fortesie.eu/>

1 Project Overview

The overall vision of FORTESIE is to design, demonstrate, validate and replicate innovative renovation packages in the building industry with Smart Performance-Based guarantees and financing, aiming at Efficient, Sustainable and Inclusive Energy (ESIE) use to accelerate the Renovation Wave in Europe. The renovation packages will combine state-of-the-art construction materials and technologies components (prefabricated facades, BIPV, heat pumps, etc.), innovative digital technologies for measurement and verification, and attractive financing (e.g. contractual frameworks for smart performance guarantees, financing mechanisms, engagement techniques, green-euros, etc.), to raise the overall EPC value proposition. The renovation packages will be tailored to specific target groups needs and optimised to improve the ESIE performance considering energy, CO2 and comfort. Each package will be demonstrated and validated in real life use cases and customised for replication in all other partner countries for immediate market take-up.

Methodologies from Social Sciences and Humanities (SSH) will be adopted for:

- a. the creation of collaborative business models that boost the Renovation Wave by considering all stakeholders' value and revenue streams,
- b. novel incentivisation and behavioural change models that aim to stimulate long term engagement with focused interactions to adopt green behaviour
- c. the incorporation of a digital currency, green-euro, (€G) for financing, rewarding and creating an inclusive / collective narrative in the fight against climate change
- d. the collection of feedback for recommendations to policy and business stakeholders,
- e. Mapping and understanding the complex interplay between the different stakeholders to deliver an engagement strategy across the value chain.

These demonstrations will potentially constitute the green-euro as a retail Central Bank Digital Currency (CBDC), hence revolutionising the financing of renovation approaches. An online marketplace, will be offering first level advice, directing consumers through the value chain of stakeholders and facilitating access to these "packaged" renovation services.

2 The FORTESIE Website

2.1 General Introduction

The FORTESIE website has been designed to quickly and schematically (where possible) address the key questions that external visitors are expecting, including what the project is about, what it is delivering and why, who is participating, any additional details regarding communication (internal and external) and dissemination and who can be contacted, in case more information is needed.

The project website will continuously evolve and develop as the project itself matures. A dedicated server provisioning solution has been adopted to deliver flexibility and choose the most appropriate tools and technologies to support the future website needs. The project domain name was selected to be www.fortesie.eu.

Note that the promotional material has been reported in D6.2 in line with the communication and dissemination plan, and this deliverable focuses on the development of the website.

2.2 Structure

Figure 1 below displays the structure of the FORTESIE website.

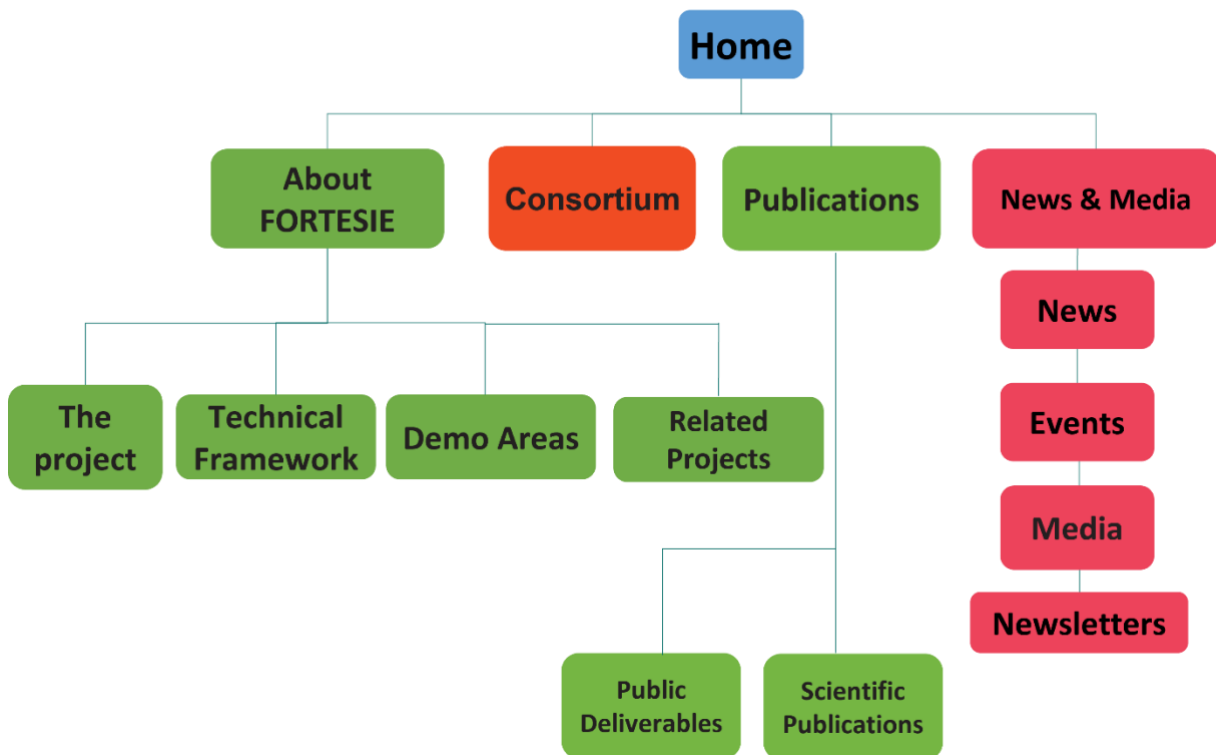


Figure 1 Structure of the FORTESIE Website

2.3 Header section

All the webpages in the FORTESIE website will maintain a common header structure. The main objective of the header is to show the main sections of the web to be used by the user to navigate to the desired section.

The header consists of the FORTESIE logo and a navigation menu.

The project logo is placed on the top left corner. After that, on the right side, the main menu is placed, which includes:

- Home
- The Project
 - Technical Framework
 - Demo Areas
 - Related Projects
- Consortium
- Publications
 - Public Deliverables
 - Scientific Publications
- News & Media

This is the initial form, however the links and structure will be continuously updated during the project website. The main menu works as a dropdown menu, so it opens and displays the links to subsections and their pages. Navigation opens up to the second level. Thanks to this solution, the visitor can access all the information in the site via a single click.

2.4 Footer section

All the webpages in the FORTESIE website will maintain a common footer structure. The main objective of the footer is to show that the project has been funded by the EU and to provide some ways to extend FORTESIE information (coordinator contact and other social media).

In this way, the footer of each page includes the following information (left-hand side):

[Image of the European emblem]

This project has received funding from the European Union's Horizon Europe research and innovation programme under the grant agreement No 101080029.

The footer of each page includes the following information (middle):

Project's e-mail address

Social media links (LinkedIn, Twitter, Facebook and Instagram)

The footer of each page includes the following information (right-hand side):

PROJECT COORDINATOR

Anastasia Garbi

Email: anastasia.garbi@eurodyn.com

12, Jean Engling str.

L-1446

Luxembourg

2.5 Home Page

The Home page has the objective to briefly introduce the project, welcome visitors to the website and provide key facts and links to all issues/subjects addressed by FORTESIE. Moreover, it gives the project some context by referring to the funding programme and related organisations. The initial Home page is reproduced in Figure 2. Links to the LinkedIn, Twitter, Facebook and Instagram accounts of FORTESIE are also visible at the Footer of the “Home” page.

More specifically, the Home page is the gateway to the entire website. This page clearly directs the visitor to the individual sub-sections according to their importance.

The website language is English.

The design is based on a responsive web-design theme.

The middle part of the Home page is devoted to the FORTESIE platform user groups and the benefits for each one of the groups. A new page opens for each group including a short description of the aforementioned benefits.

Following, there are two different blocks, one with a short description about the FORTESIE platform and the second one with a short description about how the platform works in simple steps.

Moving further, all the FORTESIE project partners' logos are displayed, in order to acknowledge all 26 partners.

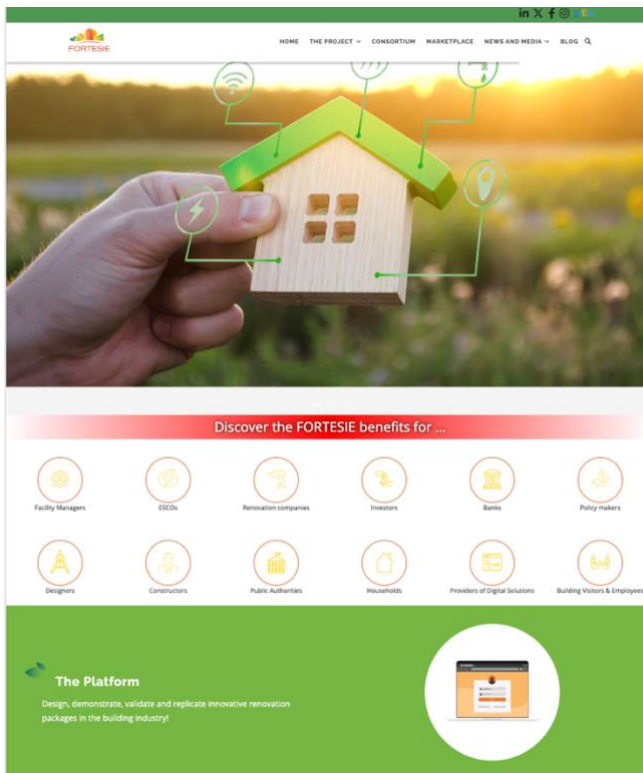


Figure 2 FORTESIE Website Home Page (1)




Figure 3 FORTESIE Website Home Page (2)

2.6 Sections

The “The Project” page hosts all informative subpages of the project, including the Project, Technical Framework, Demo Areas and Related Projects info. The “The Project” sections will include detailed information about the FORTESIE project and its vision. The “Technical Framework” section includes the description of the technologies that will be deployed and their goals. The “Demo Areas” section will include all seven pilots of the project and details about each one of them. The “Related projects” section includes links to other relevant projects, initiatives etc.

The "Consortium" page hosts extensive information about each one of the 26 partners of the FORTESIE project.

"Publications" page will include links to Project Public Deliverables and Scientific Publications made throughout the project's lifespan.

The "News & Media" page will contain contains relevant news regarding the project and events in which the project participated or organized. This section includes the "Tweets" page as well, where the tweets made by the project's twitter account are reproduced. This section also includes relevant newspaper and magazine articles, along with e-newsletters sent later on the course of the project. Relevant dissemination materials will be available for download as the project evolves, such as press releases, infographics, newsletters, etc.

3 Short Technical Description

An architectural overview of the FORTESIE website, conveying the most significant architectural design decisions made is shown in the figure below.

The following diagram provides an overview of the architecture of the FORTESIE system.

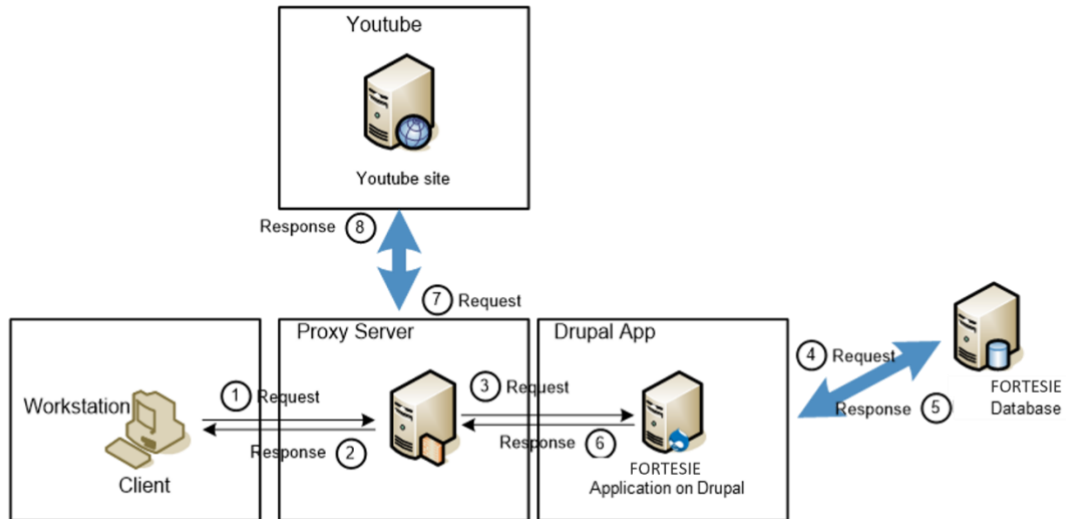


Figure 4 FORTESIE Website Architecture

The general workflow of the system is the following:

1. The user performs an action in the system, such as requesting a page or navigating to a page.
2. The proxy server evaluates the requests and transfers them to the Drupal application. In case of a problematic request, an error response is displayed for the end-user. The purpose of the specific server is to provide security and to speed up access to the FORTESIE application.
3. The request is handled by the Drupal application, which is installed in an Apache server with Linux OS, and its modules.
4. Several SQL queries are executed against the MySQL database, which are triggered via the Drupal application.
5. The response of the database is a list of contents of the appropriate content types and useful information, such as permissions for users and several blocks, which are displayed on the selected theme.
6. Several Drupal modules process the response of the MySQL database and the results are displayed on a Drupal theme.
7. Several requests for videos hosted by the YouTube platform can be serviced by the Drupal application over the proxy server.

8. The response is evaluated by the Drupal application and is placed in a section of a Drupal theme.

3.1 Drupal Modules Description

Below is a list of all Drupal modules, which have already been installed on the Drupal Application server, with a short description of their operation.

- **Chaos tools** (v. 7.x-1.4). A library of helpful tools by Merlin of Chaos. This library of the module Chaos is mandatory for other useful modules.
- **Media** (v. 7.x-1.4). A library for managing files and multimedia assets, regardless of whether they are hosted on your own site or a 3rd party site.
- **HTTP proxy** (v. 7.x-1.0). Provides an interface for configuring Drupal_http_request proxy settings.
- **Libraries** (v. 7.x-2.2). Allows version-dependent and shared usage of external libraries.
- **CKEditor** (v. 7.x-1.14). Enables CKEditor (WYSIWYG HTML editor) for use instead of plain text fields.
- **Views** (v. 7.x-3.8). It is used for managing and grouping Drupal content.
- **Views Slideshow: Cycle** (v. 7.x-3.1). Adds a Rotating slideshow mode to Views Slideshow.
- **jQuery Update** (v. 7.x-2.4): Upgrades the version of jQuery in Drupal core to a newer version of jQuery.
- **Superfish** (v. 7.x-1.9). Integrates jQuery Superfish plugin with our Drupal menus.

4 Browser Compatibility/ Analytics

To maximise visibility, the website was designed to render appropriately in all common web browsers on all common operating systems. These included various versions of the Firefox, Internet Explorer, Google Chrome and Safari browsers on the Linux, Apple MAC OS X and Microsoft Windows families of operating systems.

To help understand the usage of the website, the website was registered with the open source analytics tool “AWSTATS”. This will allow rich reports to be run on the website, giving a very clear picture of information such as how many users are visiting the site, what links and pages are more popular than others, which countries are users coming from.

Some example summary information available via AWSTATS of the project is illustrated in Figure 5 below.

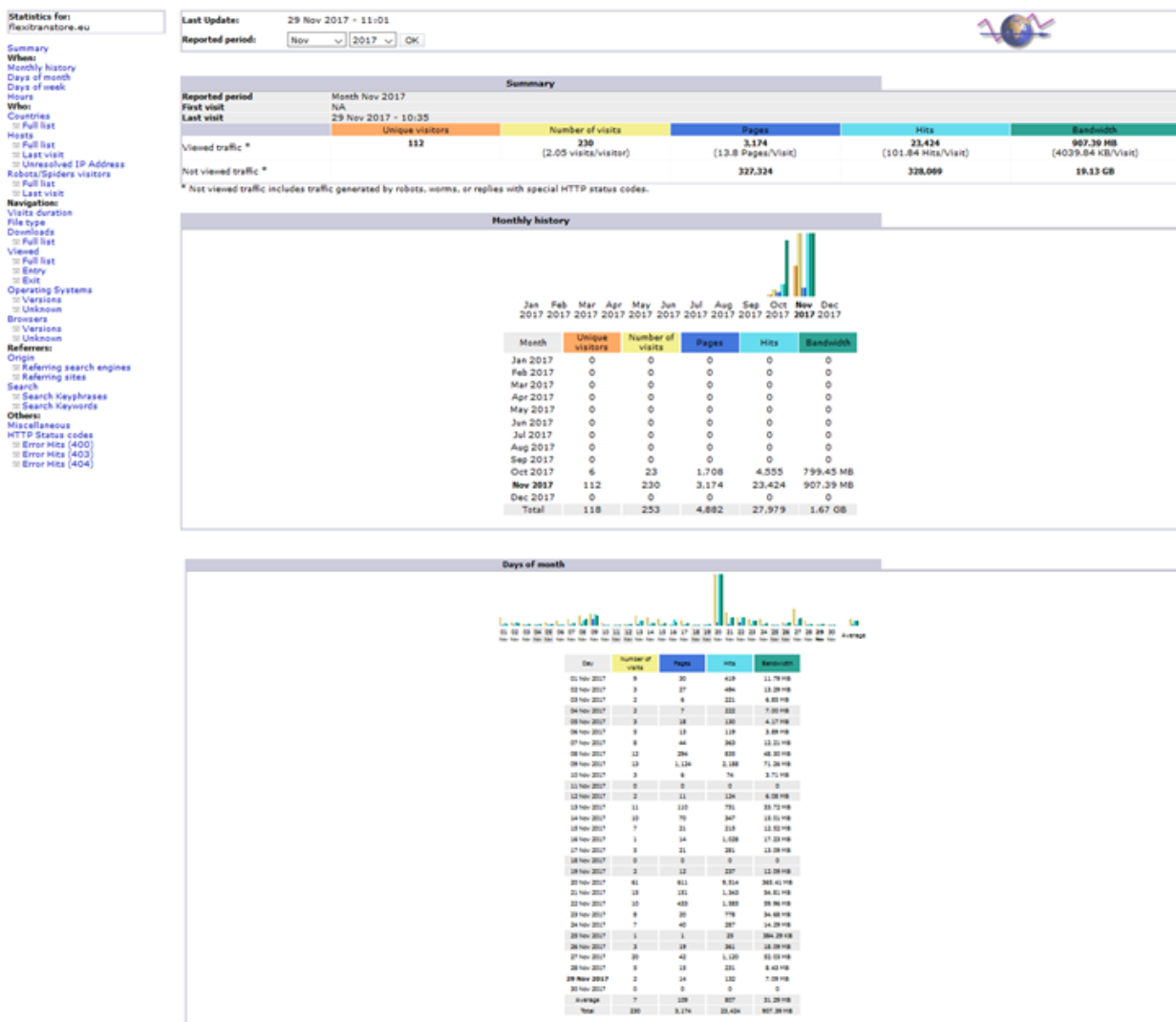


Figure 5 Analytics example summary on FORTESIE website

5 Conclusions

An initial version of the FORTESIE project website has been designed, provisioned and deployed on the internet. Consisting mostly of static content, it has been designed to quickly answer the key questions that external visitors to the website are expected to have, aiming at multiple target groups. Various links on the website have also been considered at this early stage of the project, to cover collaboration, exploitation and dissemination requirements. As activities of the project become clearer and more detailed more tools will be configured and enabled to support the project in all appropriate ways.

The project website will continuously evolve and develop as the project itself matures – the dedicated server provisioning solution gives the flexibility to choose the most appropriate tools and technologies to support the future needs of FORTESIE.